

# Sofa Citizen

Technical fiche



CHARRELL

HOME INTERIORS

# Citizen

Width arms: 15 cm

Height legs: 5 cm

Sitting height: ca. 40 cm

Total height: ca. 80 cm

Total depth: ca. 95/100 cm

Toss cushions 45 x 45 cm:

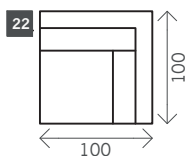
Seats with 2 arms: 2x

Seats with 1 arm/Meridienne/Longchair: 1x

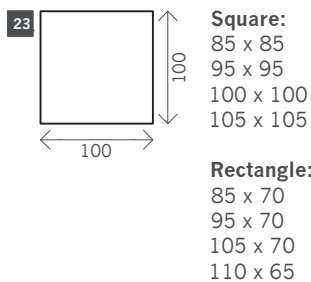


	2 arms	Arm L/R	Without arms
1,5 seat	<b>1</b>	<b>2</b>	<b>3</b>
2 seat	<b>4</b>	<b>5</b>	<b>6</b>
2,5 seat	<b>7</b>	<b>8</b>	<b>9</b>
3 seat	<b>10</b>	<b>11</b>	<b>12</b>
3,5 seat	<b>13</b>	<b>14</b>	<b>15</b>
4 seat	<b>16</b>	<b>17</b>	<b>18</b>
4,5 seat	<b>19</b>	<b>20</b>	<b>21</b>

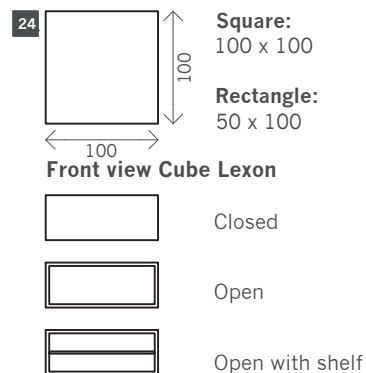
**Corner L/R**



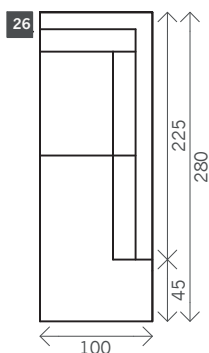
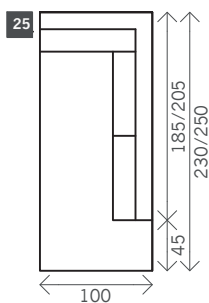
**Pouf**



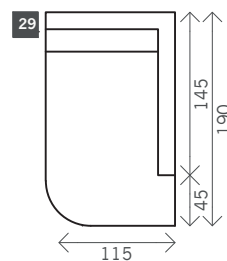
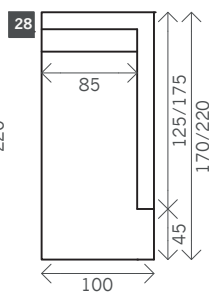
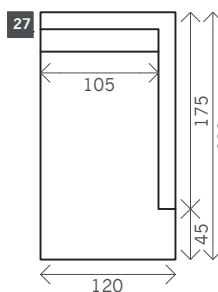
**Cube Lexon**



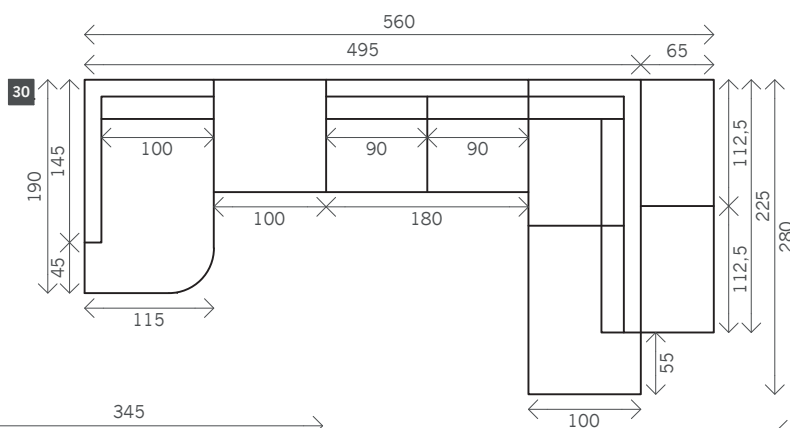
**Meridienne L/R**



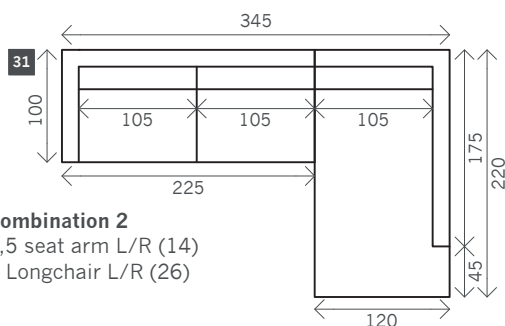
**Longchair L/R**



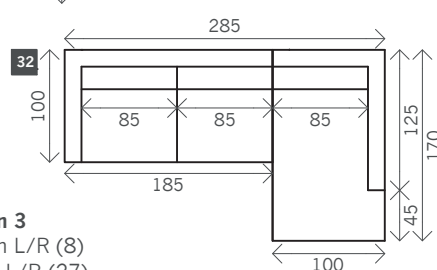
## Examples corner sofas



**Combination 1**  
 Longchair block arm L/R (28)  
 + Cube lexon closed (24)  
 + 2 Seat without arm 180 (custom)  
 + Meridienne (26)  
 + 2x pouf (custom)



**Combination 2**  
 3,5 seat arm L/R (14)  
 + Longchair L/R (26)



**Combination 3**  
 2,5 seat arm L/R (8)  
 + Longchair L/R (27)



**Order online in 5 different colors.**




Camila 100  
Off white



Camila 56  
Sand



Camila 51  
Taupe



Camila 248  
Light brown



Camila 300  
Light grey

### Technical Specifications

COMPOSITION: 73% PES, 21% PES RECYCLED, 5% CO RECYCLED, 1% PA

MARTINDALE: 50.000 cycles

PILLING RESITANCE: 5 (5 max) no pilling

DYE RESISTANCE TO LIGHT: 4-5 Good



### What is aquaclean?

The aquaclean technology is a revolutionary treatment that allows stains to be cleaned with a little water. This way we get very simple and minimal maintenance.

aquaclean helps to get rid of most household stains (wine, ink, sauce, grease, mud, chocolate, cream, etc.) and makes our lives easier so that we have more time for the important things.

### How does aquaclean work?

aquaclean technology is an advanced protection for the upholstery of your sofa. With this treatment, each fiber receives an invisible molecular layer that prevents dirt from entering the fabric.

### In just three steps.

1. Remove the excess residue that has poured onto the upholstery.
2. Apply water to the stain, directly or with an absorbent damp cloth.  
Wait a few seconds.
3. Press the stain with the cloth and gently rub the upholstery in circular movements.  
If the stain does not disappear completely, repeat the process as many times as necessary.



**You can choose from more than 1000 fabrics in our concept store.**

Vossendaal 10 - 2440 Geel - belgium  
tuesday till saturday: 10u - 18u  
sunday: 13u - 18u  
closed on mondays